IECEx Certificate of Conformity

INTERNATIONAL ELECTROTECHNICAL COMMISSION
IEC Certification System for Explosive Atmospheres

for rules and details of the IECEx Scheme visit www.iecex.com

Certificate No.:	**IECEx IMQ 22.0001X**	Page 1 of 4	Certificate history:
Status:	**Current**	Issue No: 2	Issue 1 (2022-10-03) Issue 0 (2022-04-06)
Date of Issue:	2023-06-05		

Applicant: **SCAME PARRE S.p.A.**
Via Costa Erta, 15
24020 PARRE (BG)
Italy

Equipment: **Control stations, serie COMPACT-EX[GD] (Family: 593)**

Optional accessory:

Type of Protection: **Ex db, Ex eb, Ex mb, Ex tb**

Marking:

Ex db eb IIC T6/T5 Gb(1)

Ex db eb mb IIC T6/T5 Gb(1)

Ex eb mb IIC T6/T5 Gb(1)

Ex tb IIIC T80°C/T95°C Db

(1) Additional types of protection to increased safety depend on marking of Ex components included in the construction.

COPY - COPIA LAVORO

Approved for issue on behalf of the IECEx Certification Body: **Mr. Mauro CASARI**

Position: **IMQ ExCB Manager**

Signature:
(for printed version)

Date:
(for printed version)

1. This certificate and schedule may only be reproduced in full.
2. This certificate is not transferable and remains the property of the issuing body.
3. The Status and authenticity of this certificate may be verified by visiting www.iecex.com or use of this QR Code.

Certificate issued by:

Istituto Italiano del Marchio di Qualità S.p.A
Via Quintiliano 43
20138 Milano
Italy

IECEx Certificate of Conformity

Certificate No.: **IECEx IMQ 22.0001X**

Date of issue: 2023-06-05

Issue No: 2

Manufacturer: **SCAME PARRE S.p.A.**
Via Costa Erta, 15
24020 Parre Ponte Selva (BG)
Italy

Manufacturing locations:

This certificate is issued as verification that a sample(s), representative of production, was assessed and tested and found to comply with the IEC Standard list below and that the manufacturer's quality system, relating to the Ex products covered by this certificate, was assessed and found to comply with the IECEx Quality system requirements.This certificate is granted subject to the conditions as set out in IECEx Scheme Rules, IECEx 02 and Operational Documents as amended

STANDARDS :
The equipment and any acceptable variations to it specified in the schedule of this certificate and the identified documents, was found to comply with the following standards

IEC 60079-0:2017 Edition:7.0 — Explosive atmospheres - Part 0: Equipment - General requirements

IEC 60079-1:2014 Edition:7.0 — Explosive atmospheres - Part 1: Equipment protection by flameproof enclosures "d"

IEC 60079-18:2017 Edition:4.1 — Explosive atmospheres - Part 18: Protection by encapsulation "m"

IEC 60079-31:2013 Edition:2 — Explosive atmospheres - Part 31: Equipment dust ignition protection by enclosure "t"

IEC 60079-7:2017 Edition:5.1 — Explosive atmospheres - Part 7: Equipment protection by increased safety "e"

This Certificate **does not** indicate compliance with safety and performance requirements other than those expressly included in the Standards listed above.

TEST & ASSESSMENT REPORTS:
A sample(s) of the equipment listed has successfully met the examination and test requirements as recorded in:

Test Report:

IT/IMQ/ExTR22.0001/02

Quality Assessment Report:

IT/IMQ/QAR15.0001/07

COPY - COPIA LAVORO

IECEx Certificate of Conformity

EQUIPMENT:
Equipment and systems covered by this Certificate are as follows:

The control stations Series COMPACT-EX[GD], family 593, are composed of a polyamide enclosure provided with already IECEx certified components (actuators, measuring instruments, indicator lights, switch, push button, etc.).

The equipment comprises two sizes of enclosure which can be jointed together through the use of a coupling nut (art. CZ4004 - Manufactured by CZ).

Enclosure body and its cover are secured through 4 brass screws while the degree of protection is guaranteed by a silicone gasket placed between them.

The equipment can be supplied with accessories (i.e. brass earth stud, earth continuity plate of zinc plated steel, back-plate of zinc plated steel)

Cable glands or plugs (if present), with separate IECEx certificates, are mounted according to related manufacturer's installation instructions.

The equipment has types of protection "Ex tb" and "Ex eb" with additional types of protections depending on components mounted (covered by their own IECEx certificate). It suitable for installation in zone 1 (EPL Gb) and zone 21 (EPL Db).

Full details in Annexes to Certificate.

SPECIFIC CONDITIONS OF USE: YES as shown below:
- The equipment shall be installed in compliance with manufacturer's safety instruction document.

- User has to periodically clean the enclosure in order to avoid the creation of a dust layer higher than 5 mm.

- Flameproof joints (of "Ex db" components) are not intended to be repaired.

- When stainless steel marking plate is used, the installation shall be made that nameplate are situated such that discharges to approaching earth are not expected.

- During installation, the user will have to take into consideration that the heads ZB.. and control units ZBW.. (manufactured by Ex tech solution) shall be protected from impact. The equipment shall not be subjected to a buildup of dust and is to be cleaned regularly to prevent a layer of dust forming on the enclosure. The other conditions of use are stipulated in the instructions.

COPY - COPIA LAVORO

IECEx Certificate of Conformity

Certificate No.: IECEx IMQ 22.0001X

Date of issue: 2023-06-05

Issue No: 2

DETAILS OF CERTIFICATE CHANGES (for issues 1 and above)

Issue 1:
Revision due to editorial correction in Key code, Table of maximum dissipable power (Tamp up to 40°C) and Specific condition for use.

Issue 2:
Removed the electrostatic charges hazard related to the enclosure of the equipment.

Annexes:

IECEx IMQ 22.0001 X issue No. 2 Annex 1_1.pdf
IECEx IMQ 22.0001 X issue No. 2 Annex 2.pdf

COPY - COPIA LAVORO

General description

The control stations Series COMPACT-EX[GD], family 593, are composed of a polyamide enclosure provided with already IECEx certified components (actuators, measuring instruments, indicator lights, switch, push button, etc.).

The equipment comprises two sizes of enclosure which can be jointed together through the use of a coupling nut.

Enclosure body and its cover are secured through 4 brass screws while the degree of protection is guaranteed by a silicone gasket placed between them.

The equipment can be supplied with accessories (i.e. brass earth stud, earth continuity plate of zinc plated steel, back-plate of zinc plated steel)

Cable glands or plugs (if present), with separate IECEx certificates, are mounted according to related manufacturer's installation instructions.

The equipment has types of protection "Ex tb" and "Ex eb" with additional types of protections depending on components mounted (covered by their own IECEx certificate). It suitable for installation suitable with EPLs Gb and Db.

Identification

Key code								
593	▮	▮	▮	-	▮	...	-	▮	▮
Enclosure configuration								
Size 1	1							
Size 3	3							
Size 3 interconnected with Size 1	4							
Elements configuration								
n.1 element (size 1)		1						
n.1 element and n.1 instrument (size 3)		1						
n. 2 elements		2						
n. 3 elements		3						
Number of enclosures								
Enclosure base size 1 or size 3			1					
Enclosure base size 1 joined with enclosure size 3			2					
Cable entries								
n.1 cable entry M20x1.5 (top or bottom)					1			
n.2 cable entries M20x1.5 (top and bottom)					2			
n.3 cable entries M20x1.5 (1 top and 2 bottom, or inverted)					3			
n.4 cable entries M20x1.5 (2 top and 2 bottom)					4			
n. 1 cable entry M25x1.5 (top or bottom) Metallic cable gland not allowed					5			
n. 2 cable entries M25x1.5 (top and bottom) Metallic cable gland not allowed					6			
Elements type (Push button, Switches, etc.)								
Part of coding not pertaining on Ex safety								
Minimum ambient temperature								
From -35°C							-	
From -50°C							A	
From -20°C							B	
Earth stud								
Not present								
Present								E

COPIA LAVORO

Ratings:

Rating (V, I, Pmax) depends on components installed.

Maximum rated voltage: 400 Vac / 277 Vdc

Maximum rated current: 20 A
Degree of protection: IP 66*
*The equipment is marked with the lowest degree of protection dependant by IECEx certified components mounted on the equipment (at least IP 64)

Conditions of Manufacture:

The ratings specified are maximum values, actual values will be subject to the electrical component used from case to case. The manufacturer will define ratings which will be within the range of these limiting values and will comply with the relevant standards.

The manufacturer shall ensure that any changes to incorporated certificated parts or components do not affect the compliance of the certified equipment that is the subject of this certificate

The manufacturer shall fit only the certified Ex parts listed in this document in accordance with the manufacturer's instructions. All Schedule of Limitations must be satisfied.

When alternate Ex parts are used, they must be compliant to the latest standard and installed in accordance with the certified scheduled drawings, applicable ratings and ambient and service temperature ranges, and, all Special Conditions of Certification/Special Conditions for Safe Use/ Schedule of Limitations must be satisfied.

The manufacturer must provide, to the end user, the operation and maintenance instructions for all Ex parts that are installed.

The type and number of components which can be installed in the various enclosures is indicated in detail in the manufacturer's document annexed to the Technical Note "STP0023". When selecting the permitted continuous current for cross section, the maximum permitted electrical current for the terminals and the connecting cable or conductor shall be taken into consideration.

When installing components in the enclosure, the clearance and creepage distances shown in Table 2 of IEC 60079-7 shall be fulfilled.

Installation conditions:

The equipment is foreseen to be installed in locations where there are environmental conditions as clearly specified at clause 1, par. 2 of IEC 60079-0.

Installation and use in atmospheric and environmental conditions that are out of above mentioned intervals require special considerations and additional measures.

It is not a requirement of the applicable standards listed in first page that the certification body confirm suitability for these special considerations and additional measures.

Installation of equipment shall be done according to IEC 60079-14 Standard requirements.

The equipment is intended for vertical installation only.

When control stations Series COMPACT-EX[GD] Size 3 is interconnected with Size 1, Size 1 has to be placed on the top.

Where not provided with the equipment, entry cable device have to be selected according to Table 10 of IEC 60079-14 and they shall be compliant with the following:

- They shall be IECEx certified according to current edition of IEC 60079-0, IEC 60079-7 and IEC 60079-31, with EPLs according to marking plate, and installed according IEC 60079-14.
- They shall guarantee the declared protection degree of the enclosure and shall have operating temperature suitable for a range from Tamb_min to Tcable
- They shall be provided with a seal (or gasket) on the mating part with the enclosure in order guarantee the protection degree of the equipment.
- The entry thread of cable gland/blanking element shall have a nominal diameter not more than 0.7 mm smaller than the plain entry holes of enclosure.
- Unused cable entries shall be closed through a blanking element with the same characteristics as reported for cable entry devices.

COPY COPIA AVORO

Specific conditions of use (X):

- The equipment shall be installed in compliance with manufacturer's safety instruction document.
- User has to periodically clean the enclosure in order to avoid the creation of a dust layer higher than 5 mm.
- Flameproof joints (of "Ex db" components) are not intended to be repaired.
- When stainless steel marking plate is used, the installation shall be made that nameplate are situated such that discharges to approaching earth are not expected.
- During installation, the user will have to take into consideration that the heads ZB.. and control units ZBW.. (manufactured by Ex tech solution) shall be protected from impact. The equipment shall not be subjected to a buildup of dust and is to be cleaned regularly to prevent a layer of dust forming on the enclosure. The other conditions of use are stipulated in the instructions.

Warning:

WARNING - "Do not open when an explosive atmosphere is present"

When Tamb is 60°C:
"Cable temperature Tc = xxx°C"

When the equipment is provided with calotte CZ4000-M, the component is provided with this marking:
WARNING - "potential electrostatic charging hazard – clean with damp cloth or antistatic products"

Routine tests:

- The manufacturer shall carry out the routine test prescribed at clauses 27 of the IEC 60079-0.

- The equipment (with factory interconnecting wiring) must be subjected to a dielectric strength test according to clause 7.1 of the IEC 60079-7:2017. Alternatively, a test shall be carried out at 1.2 times the test voltage, but maintained for at least 100 ms.

Enclosure sizes

Enclosure	Width [mm]	Height [mm]	Depth [mm]
Size 1	95	95	80
Size 3	95	180	82

Temperature class and Maximum surface temperature:

Maximum ambient temperature*: +60°C

Minimum ambient temperature*: -50°C or -35°C or -20°C

* Ambient temperature will be limited by the component with lowest rating defined by IECEx certificates according to the specifications of materials used. The manufacturer chooses the components according to the ambient temperature range reported on the marking plate.

The temperature class/maximum surface temperature of the equipment T6…T5/T80°C…T95°C is specified on the marking plate by the manufacturer on the basis of what explained below.

The Temperature class and maximum surface temperature of the equipment are the higher values between that reported on the already certified equipment installed and the values calculated based on the dissipated power and the parameters "S" (K/W) and "M" (K/A^2) which give the temperature rise for each enclosure size for each watt of power dissipated or absorbed current. Details for calculation are reported in manufacturer's document.

COPY - COPIA LAVORO

The parameters "**S**" are contained below while the parameter "**M**" (K/A^2) , where present, can be found in the documentation of the already IECEx Components installed.

Enclosure Type	Enclosure (GAS) vertical	Enclosure (DUST) vertical	Cable vertical	Gasket vertical
	Sin [K/W]	***Shs*** [K/W]	***Sc*** [K/W]	***Sg*** [K/W]
Size 1	8.1 (1)	7.3 (1)	3.98 (1)	4.71 (1)
Size 3	4.82 (1)	4.35 (1)	2.72 (1)	2.76 (1)
Size 1 + Size 3	4.29 (1)	4.29 (1)	2.53 (1)	2.35 (1)

Where:

Sin = heating coefficient of box – air inside ($\frac{K}{W}$)

Shs = heating coefficient of box – external hot surface ($\frac{K}{W}$)

Sc = heating coefficient of cable ($\frac{K}{W}$)

Sg = heating coefficient of gasket ($\frac{K}{W}$)

Maximum dissipable power

Enclosure Type	Max Pd (W) – Tamb up to 40°C				
	T6 – GAS			T80°C – Dust	T5 - GAS
	Intern. Temp. 60°C	***Intern. Temp. 70°C***	***Intern. Temp. 80°C***	-	***Intern. Temp. 85°C***
Size 1	2.46	3.70	4.94	5.46	5.46
Size 3	4.14	6.21	8.30	9.30	9.30
Size 1 + Size 3	4.66	6.98	9.32	9.32	-

Enclosure Type	Max Pd (W) – Tamb up to 50°C				
	T6 – GAS			T80°C – Dust	T5 - GAS
	Intern. Temp. 60°C	***Intern. Temp. 70°C***	***Intern. Temp. 80°C***	-	***Intern. Temp. 85°C***
Size 1	1.22	2.46	3.70	4.10	4.10
Size 3	2.07	4.14	6.21	6.98	6.98
Size 1 + Size 3	2.33	4.66	6.98	6.98	-

Enclosure Type	Max Pd (W) – Tamb up to 60°C			
	T6 – GAS		T80°C – Dust	T5 - GAS
	Intern. Temp. 70°C	***Intern. Temp. 80°C***	-	***Intern. Temp. 85°C***
Size 1	1.22	2.46	2.74	2.74
Size 3	2.07	4.14	4.65	4.65
Size 1 + Size 3	2.33	4.66	4.66	-

COPIA LAVORO

Use of components covered by separate IECEx Certificates

The full list of components that can be fitted with the enclosures is reported in the Annex 2 to this CoC, on the ExTR and in Manufacturer's documentation.
The restrictions of each components are detailed in descriptive documents of the manufacturers.

COPY - COPIA LAVORO

MANUFACTURER		DOCUMENT	REVISION	DATE	ISSUED	APPROVED
SCAME electrical solutions	SCAME PARRE SPA Via Costa Erta 15 24020 Parre BG - Italy	EX COMPONENTS LIST	1	20/09/2021	STRIZZI FRANCO	CAMILLI GIAMPIETRO

Annex 2 to IECEx CoC n. IMQ.22.0001 X Issue 2

Name	#	Code	Manuf.	Marking	ATEX Certificate Number	Standards ATEX:	IECEx Certificate N.	Standards on IECEx CoC:	Gap analysis review	Operating Temp. range
CZ4000 series operation head	1	P1□	CZ							
	2	P2□	CZ							
	3	P3E	CZ							
	4	P4B	CZ							
	5	P4R	CZ							
	6	P4G	CZ							
	7	P5B	CZ							
	8	P5R	CZ							
	9	P5G	CZ							
	10	P6E	CZ							
	11	P7E	CZ							
	12	P6B	CZ							
	13	P7B	CZ							
	14	Y21E	CZ							
	15	Y22E	CZ							
	16	Y21B	CZ							
	17	Y22B	CZ							
	18	Y61	CZ							
	19	Y62	CZ							
	20	Y51	CZ							
	21	Y52	CZ							
	22	KB4104	CZ							
	23	KB4204	CZ							
	24	KB5104	CZ							

COPY - COPIA LAVORO

Name	#	Code	Manuf.	Marking	ATEX Certificate Number	Standards ATEX:	IECEx Certificate N.	Standards on IECEx CoC:	Gap analysis review	Operating Temp. range
	25	KB52□	CZ	II 2 GD Ex eb IIC Gb Ex tb IIIC Db	CML 19ATEX 3180U_0	EN 60079-0:2018 EN 60079-7:2015+A1:2018 EN 60079-31:2014	IECEx CQM 15.0035U_1	IEC60079-0:2011 IEC60079-31:2013 IEC60079-7:2015	Components certified to current edition of standards.	-55°C to +65°C
	26	K52	CZ							
	27	KB6101	CZ							
	28	KB6201	CZ							
	29	K62	CZ							
	30	KB8105	CZ							
	31	KB8205	CZ							
	32	SE6151	CZ							
	33	SE6251	CZ							
	34	SB4104	CZ							
	35	SB4204	CZ							
	36	SB5104	CZ							
	37	SB5204	CZ							
	38	SB6101	CZ							
	39	SB6201	CZ							
	40	SB8105	CZ							
	41	SB8205	CZ							
	42	HE3151	CZ							
	43	HE3251	CZ							
	44	HB3101	CZ							
	45	HB3201	CZ							
	46	HB3103	CZ							
	47	HB3203	CZ							
	48	HB4104	CZ							
	49	HB4204	CZ							
	50	VE6101	CZ							
	51	VE6201	CZ							
	52	VB6101	CZ							
	53	VB6201	CZ							
	54	VB6102	CZ							

COPY - COPIA LAVORO

Name	#	Code	Manuf.	Marking	ATEX Certificate Number	Standards ATEX:	IECEx Certificate N.	Standards on IECEx CoC:	Gap analysis review	Operating Temp. range
	55	VB6202	CZ							
	56	B1	CZ							
2/4 pole switch module	57	CZ0201-60SL	CZ	II 2G Ex db eb IIC Gb	Presafe 16 ATEX 9096U	EN 60079-0:2012+A11:2013 EN 60079-7:2015 EN 60079-1:2014	IECEx CQM 08.0005U_3	IEC60079-0:2011 IEC60079-7:2015 IEC60079-1:2014	No applicable major technical differences between IEC 60079-0:2017 and IEC 60079-0:2011. No applicable major technical differences between IEC 60079-7:2015 and IEC 60079-7:2017 AoC updated to the new standard : EN IEC 60079-0:2018, EN IEC 60079-7:2015+A1:2018	-40°C to +90°C
	58	CZ0201-70SL	CZ							
	59	CZ0201-61SL	CZ							
	60	CZ0201-71SL	CZ							
	61	CZ0201-62SL	CZ							
	62	CZ0201-72SL	CZ							
	63	CZ0201-B650SL	CZ							
	64	CZ0201-B750SL	CZ							
	65	CZ0201-B651SL	CZ							
	66	CZ0201-B751SL	CZ							
	67	CZ0201-B652SL	CZ							
	68	CZ0201-B752SL	CZ							
	69	CZ0201-B653SL	CZ							
	70	CZ0201-B753SL	CZ							
	71	CZ0201-B654SL	CZ							
	72	CZ0201-B754SL	CZ							
	73	CZ0201-60GL	CZ							
	74	CZ0201-70GL	CZ							
	75	CZ0201-61GL	CZ							
	76	CZ0201-71GL	CZ							
	77	CZ0201-62GL	CZ							
	78	CZ0201-72GL	CZ							
	79	CZ0201-B650GL	CZ							
	80	CZ0201-B750GL	CZ							
	81	CZ0201-B651GL	CZ							
	82	CZ0201-B751GL	CZ							
	83	CZ0201-B652GL	CZ							
	84	CZ0201-B752GL	CZ							

COPY - COPIA LAVORO

Name	#	Code	Manuf.	Marking	ATEX Certificate Number	Standards ATEX:	IECEx Certificate N.	Standards on IECEx CoC:	Gap analysis review	Operating Temp. range
	85	CZ0201-B653GL	CZ							
	86	CZ0201-B753GL	CZ							
	87	CZ0201-B654GL	CZ							
	88	CZ0201-B754GL	CZ							
	89	CZ0201-60SH	CZ	II 2G Ex db eb IIC Gb	Presafe 16 ATEX 9096U	EN 60079-0:2012+A11:2013 EN 60079-7:2015 EN 60079-1:2014	IECEx CQM 08.0005U_3	IEC 60079-0:2011 IEC 60079-7:2015 IEC 60079-1:2014	No applicable major technical differences between IEC 60079-0:2017 and IEC 60079-0:2011. No applicable major technical differences between IEC 60079-7:2015 and IEC 60079-7:2017 AoC updated to the new standard : EN IEC 60079-0:2018, EN IEC 60079-7:2015+A1:2018	-55°C + 90°C
	90	CZ0201-70SH	CZ							
	91	CZ0201-61SH	CZ							
	92	CZ0201-71SH	CZ							
	93	CZ0201-62SH	CZ							
	94	CZ0201-72SH	CZ							
	95	CZ0201-B650SH	CZ							
	96	CZ0201-B750SH	CZ							
	97	CZ0201-B651SH	CZ							
	98	CZ0201-B751SH	CZ							
	99	CZ0201-B652SH	CZ							
	100	CZ0201-B752SH	CZ							
	101	CZ0201-B653SH	CZ							
	102	CZ0201-B753SH	CZ							
	103	CZ0201-B654SH	CZ							
	104	CZ0201-B754SH	CZ							
	105	CZ0201-60GH	CZ							
	106	CZ0201-70GH	CZ							
	107	CZ0201-61GH	CZ							
	108	CZ0201-71GH	CZ							
	109	CZ0201-62GH	CZ							
	110	CZ0201-72GH	CZ							
	111	CZ0201-B650GH	CZ							
	112	CZ0201-B750GH	CZ							
	113	CZ0201-B651GH	CZ							
	114	CZ0201-B751GH	CZ							

COPY - COPIA LAVORO

Name	#	Code	Manuf.	Marking	ATEX Certificate Number	Standards ATEX:	IECEx Certificate N.	Standards on IECEx CoC:	Gap analysis review	Operating Temp. range
	115	CZ0201-B652GH	CZ							
	116	CZ0201-B752GH	CZ							
	117	CZ0201-B653GH	CZ							
	118	CZ0201-B753GH	CZ							
	119	CZ0201-B654GH	CZ							
	120	CZ0201-B754GH	CZ							
4-pole switch	121	CZ0201-H601SL	CZ							
	122	CZ0201-H602SL	CZ							
	123	CZ0201-H603SL	CZ							
	124	CZ0201-H604SL	CZ							
	125	CZ0201-H605SL	CZ							
	126	CZ0201-H606SL	CZ							
	127	CZ0201-H607SL	CZ							
	128	CZ0201-H608SL	CZ							
	129	CZ0201-H609SL	CZ							
	130	CZ0201-H610SL	CZ							
	131	CZ0201-H611SL	CZ							
	132	CZ0201-H612SL	CZ							
	133	CZ0201-H613SL	CZ							
	134	CZ0201-H614SL	CZ							
	135	CZ0201-H618SL	CZ							
	136	CZ0201-H626SL	CZ							
	137	CZ0201-H631SL	CZ							
	138	CZ0201-H637SL	CZ							
	139	CZ0201-H650SL	CZ							
	140	CZ0201-H646SL	CZ							
	141	CZ0201-H656SL	CZ							
	142	CZ0201-H659SL	CZ							
	143	CZ0201-H660SL	CZ							
	144	CZ0201-H668SL	CZ							



COPY - COPIA LAVORO

Name	#	Code	Manuf.	Marking	ATEX Certificate Number	Standards ATEX:	IECEx Certificate N.	Standards on IECEx CoC:	Gap analysis review	Operating Temp. range
	145	CZ0201-H674SL	CZ	II 2G Ex db eb IIC Gb	Presafe 16 ATEX 9096U	EN 60079-0:2012+A11:2013 EN 60079-7:2015 EN 60079-1:2014	IECEx CQM 08.0005U_3	IEC60079-0:2011 IEC60079-7:2015 IEC60079-1:2014	No applicable major technical differences between IEC 60079-0:2017 and IEC 60079-0:2011. No applicable major technical differences between IEC 60079-7:2015 and IEC 60079-7:2017 AoC updated to the new standard : EN IEC 60079-0:2018, EN IEC 60079-7:2015+A1:2018	-40°C to +90°C
	146	CZ0201-H697SL	CZ							
	147	CZ0201-H698SL	CZ							
	148	CZ0201-H699SL	CZ							
	149	CZ0201-H601GL	CZ							
	150	CZ0201-H602GL	CZ							
	151	CZ0201-H603GL	CZ							
	152	CZ0201-H604GL	CZ							
	153	CZ0201-H605GL	CZ							
	154	CZ0201-H606GL	CZ							
	155	CZ0201-H607GL	CZ							
	156	CZ0201-H608GL	CZ							
	157	CZ0201-H609GL	CZ							
	158	CZ0201-H610GL	CZ							
	159	CZ0201-H611GL	CZ							
	160	CZ0201-H612GL	CZ							
	161	CZ0201-H613GL	CZ							
	162	CZ0201-H614GL	CZ							
	163	CZ0201-H618GL	CZ							
	164	CZ0201-H626GL	CZ							
	165	CZ0201-H631GL	CZ							
	166	CZ0201-H637GL	CZ							
	167	CZ0201-H650GL	CZ							
	168	CZ0201-H646GL	CZ							
	169	CZ0201-H656GL	CZ							
	170	CZ0201-H659GL	CZ							
	171	CZ0201-H660GL	CZ							
	172	CZ0201-H668GL	CZ							
	173	CZ0201-H674GL	CZ							
	174	CZ0201-H697GL	CZ							

COPY - COPIA LAVORO

Name	#	Code	Manuf.	Marking	ATEX Certificate Number	Standards ATEX:	IECEx Certificate N.	Standards on IECEx CoC:	Gap analysis review	Operating Temp. range
	175	CZ0201-H698GL	CZ							
	176	CZ0201-H699GL	CZ							
	177	CZ0201-H601SH	CZ	II 2G Ex db eb IIC Gb	Presafe 16 ATEX 9096U	EN 60079-0:2012+A11:2013 EN 60079-7:2015 EN 60079-1:2014	IECEx CQM 08.0005U_3	IEC60079-0:2011 IEC60079-7:2015 IEC60079-1:2014	No applicable major technical differences between IEC 60079-0:2017 and IEC 60079-0:2011. No applicable major technical differences between IEC 60079-7:2015 and IEC 60079-7:2017 AoC updated to the new standard : EN IEC 60079-0:2018, EN IEC 60079-7:2015+A1:2018	-55°C to +90°C
	178	CZ0201-H602SH	CZ							
	179	CZ0201-H603SH	CZ							
	180	CZ0201-H604SH	CZ							
	181	CZ0201-H605SH	CZ							
	182	CZ0201-H606SH	CZ							
	183	CZ0201-H607SH	CZ							
	184	CZ0201-H608SH	CZ							
	185	CZ0201-H609SH	CZ							
	186	CZ0201-H610SH	CZ							
	187	CZ0201-H611SH	CZ							
	188	CZ0201-H612SH	CZ							
	189	CZ0201-H613SH	CZ							
	190	CZ0201-H614SH	CZ							
	191	CZ0201-H618SH	CZ							
	192	CZ0201-H626SH	CZ							
	193	CZ0201-H631SH	CZ							
	194	CZ0201-H637SH	CZ							
	195	CZ0201-H650SH	CZ							
	196	CZ0201-H646SH	CZ							
	197	CZ0201-H656SH	CZ							
	198	CZ0201-H659SH	CZ							
	199	CZ0201-H660SH	CZ							
	200	CZ0201-H668SH	CZ							
	201	CZ0201-H674SH	CZ							
	202	CZ0201-H697SH	CZ							
	203	CZ0201-H698SH	CZ							
	204	CZ0201-H699SH	CZ							

COPY - COPIA LAVORO

Name	#	Code	Manuf.	Marking	ATEX Certificate Number	Standards ATEX:	IECEx Certificate N.	Standards on IECEx CoC:	Gap analysis review	Operating Temp. range
	205	CZ0201-H601GH	CZ							
	206	CZ0201-H602GH	CZ							
	207	CZ0201-H603GH	CZ							
	208	CZ0201-H604GH	CZ							
	209	CZ0201-H605GH	CZ							
	210	CZ0201-H606GH	CZ							
	211	CZ0201-H607GH	CZ							
	212	CZ0201-H608GH	CZ							
	213	CZ0201-H609GH	CZ							
	214	CZ0201-H610GH	CZ							
	215	CZ0201-H611GH	CZ							
	216	CZ0201-H612GH	CZ							
	217	CZ0201-H613GH	CZ							
	218	CZ0201-H614GH	CZ							
	219	CZ0201-H618GH	CZ							
	220	CZ0201-H626GH	CZ							
	221	CZ0201-H631GH	CZ							
	222	CZ0201-H637GH	CZ							
	223	CZ0201-H650GH	CZ							
	224	CZ0201-H646GH	CZ							
	225	CZ0201-H656GH	CZ							
	226	CZ0201-H659GH	CZ							
	227	CZ0201-H660GH	CZ							
	228	CZ0201-H668GH	CZ							
	229	CZ0201-H674GH	CZ							
	230	CZ0201-H697GH	CZ							
	231	CZ0201-H698GH	CZ							
	232	CZ0201-H699GH	CZ							
	233	4011	CZ	II 2G Ex db eb IIC Gb	Presafe 16 ATEX 9096U	EN 60079-0:2012+A11:2013 EN 60079-7:2015 EN 60079-1:2014	IECEx CQM 08.0005U_3	IEC60079-0:2011 IEC60079-7:2015 IEC60079-1:2014	No applicable major technical differences between IEC 60079-0:2017 and IEC 60079-0:2011. No applicable major technical	
With open/short circuit protection	234	CZ0201-C60GL21	CZ							

COPY - COPIA LAVORO

Name	#	Code	Manuf.	Marking	ATEX Certificate Number	Standards ATEX:	IECEx Certificate N.	Standards on IECEx CoC:	Gap analysis review	Operating Temp. range
	235	CZ0201-C60GL22	CZ						differences between IEC 60079-7:2015 and IEC 60079-7:2017 AoC updated to the new standard : EN IEC 60079-0:2018, EN IEC 60079-7:2015+A1:2018	-40°C to +90°C
	236	CZ0201-C60GL23	CZ							
	237	CZ0201-C61GL21	CZ							
	238	CZ0201-C61GL22	CZ							
	239	CZ0201-C61GL21	CZ							
	240	CZ0201-C60GH21	CZ							-55°C to +90°C
	241	CZ0201-C60GH22	CZ							
	242	CZ0201-C60GH23	CZ							
	243	CZ0201-C61GH21	CZ							
	244	CZ0201-C61GH22	CZ							
	245	CZ0201-C61GH21	CZ							
CZ0202 Series operation head L□ 	246	CZ4000-LR	CZ	II 2GD Ex eb IIC Gb Ex tb IIIC Db	CML 19ATEX 3180U_0	EN 60079-0:2018 EN 60079-7:2015+A1:2018 EN 60079-31:2014	IECEx CQM 15.0035U_1	IEC60079-0:2011 IEC60079-31:2013 IEC60079-7:2015	Components certified to current edition of standards.	-55°C to +65°C
	247	CZ4000-LG	CZ							
	248	CZ4000-LY	CZ							
	249	CZ4000-LB	CZ							
	250	CZ4000-LW	CZ							
CZ0202 Series signal lamp module	251	CZ0202-600H	CZ	II 1G Ex ia IIC Ga	Presafe 16 ATEX 8565U	EN 60079-0:2012+A11:2013 EN 60079-1:2014 EN 60079-11:2012 EN 60079-26:2015 EN 60079-7:2015	IECEx CQM 08.0006U_3	IEC 60079-0:2011 IEC 60079-1:2014 IEC 60079-11:2011 IEC 60079-26:2014 IEC 60079-7:2015	No applicable major technical differences between IEC 60079-0:2017 andIEC 60079-0:2011. No applicable major technical differences between IEC 60079-7:2015 and IEC 60079-7:2017 AoC updated to the new standard : EN IEC 60079-0:2018, EN IEC 60079-7:2015+A1:2018	-55°C to +90°C
  	252	CZ0202-700H	CZ							
	253	CZ0202-601L	CZ	II 2G Ex db eb IIC Gb						-40°C to +90°C
	254	CZ0202-701L	CZ							
	255	CZ0202-602L	CZ							
	256	CZ0202-702L	CZ							
	257	CZ0202-603L	CZ							
	258	CZ0202-703L	CZ							
	259	CZ0202-604L	CZ							
	260	CZ0202-704L	CZ							
	261	CZ0202-601H	CZ							
	262	CZ0202-701H	CZ							
	263	CZ0202-602H	CZ							
	264	CZ0202-702H	CZ							-55°C to +90°C

COPY - COPIA LAVORO

Name	#	Code	Manuf.	Marking	ATEX Certificate Number	Standards ATEX:	IECEx Certificate N.	Standards on IECEx CoC:	Gap analysis review	Operating Temp. range
	265	CZ0202-603H	CZ							
	266	CZ0202-703H	CZ							
	267	CZ0202-604H	CZ							
	268	CZ0202-704H	CZ							
CZ0203 Series operation head	269	CZ4000-DW1	CZ	II 2GD Ex eb IIC Gb Ex tb IIIC Db	CML 19ATEX 3180U_0	EN 60079-0:2018 EN 60079-7:2015+A1:2018 EN 60079-31:2014	IECEx CQM 15.0035U_1	IEC60079-0:2011 IEC60079-31:2013 IEC60079-7:2015	No applicable major technical differences between IEC 60079-0:2017 and IEC 60079-0:2011. Components certified to current edition of standards.	-55°C to +65°C
	270	CZ4000-DW2	CZ							
CZ0203 Series potentiometer module	271	CZ0203-A601/1L	CZ	II 2G Ex db eb IIC Gb	Presafe 16 ATEX9214U	EN 60079-0:2012+A11:2013 EN 60079-7:2015 EN 60079-1:2014	IECEx CQM 11.0033U_1	IEC 60079-0:2011 IEC 60079-1:2014 IEC 60079-7:2015	No applicable major technical differences between IEC 60079-0:2017 and IEC 60079-0:2011. No applicable major technical differences between IEC 60079-7:2015 and IEC 60079-7:2017 AoC updated to the new standard : EN IEC 60079-0:2018, EN IEC 60079-7:2015+A1:2018	-40°C to +90°C
	272	CZ0203-A701/1L	CZ							
	273	CZ0203-A602/1L	CZ							
	274	CZ0203-A702/1L	CZ							
	275	CZ0203-A603/1L	CZ							
	276	CZ0203-A703/1L	CZ							
	277	CZ0203-A604/1L	CZ							
	278	CZ0203-A704/1L	CZ							
	279	CZ0203-A605/1L	CZ							
	280	CZ0203-A705/1L	CZ							
	281	CZ0203-A606/1L	CZ							
	282	CZ0203-A706/1L	CZ							
	283	CZ0203-A607/1L	CZ							
	284	CZ0203-A707/1L	CZ							
	285	CZ0203-A608/1L	CZ							
	286	CZ0203-A708/1L	CZ							
	287	CZ0203-A609/1L	CZ							
	288	CZ0203-A709/1L	CZ							
	289	CZ0203-A610/1L	CZ							
	290	CZ0203-A710/1L	CZ							
	291	CZ0203-A611/1L	CZ							
	292	CZ0203-A711/1L	CZ							

COPY - COPIA LAVORO

Name	#	Code	Manuf.	Marking	ATEX Certificate Number	Standards ATEX:	IECEx Certificate N.	Standards on IECEx CoC:	Gap analysis review	Operating Temp. range
	293	CZ0203-A612/1L	CZ							
	294	CZ0203-A712/1L	CZ							
	295	CZ0203-A613/1L	CZ							
	296	CZ0203-A713/1L	CZ							
	297	CZ0203-A614/1L	CZ							
	298	CZ0203-A714/1L	CZ							
	299	CZ0203-A601/1H	CZ	II 2G Ex db eb IIC Gb	Presafe 16 ATEX9214U	EN 60079-0:2012+A11:2013 EN 60079-7:2015 EN 60079-1:2014	IECEx CQM 11.0033U_1	IEC 60079-0:2011 IEC 60079-1:2014 IEC 60079-7:2015	No applicable major technical differences between IEC 60079-0:2017 and IEC 60079-0:2011. No applicable major technical differences between IEC 60079-7:2015 and IEC 60079-7:2017 AoC updated to the new standard : EN IEC 60079-0:2018, EN IEC 60079-7:2015+A1:2018	-55°C to +90°C
	300	CZ0203-A701/1H	CZ							
	301	CZ0203-A602/1H	CZ							
	302	CZ0203-A702/1H	CZ							
	303	CZ0203-A603/1H	CZ							
	304	CZ0203-A703/1H	CZ							
	305	CZ0203-A604/1H	CZ							
	306	CZ0203-A704/1H	CZ							
	307	CZ0203-A605/1H	CZ							
	308	CZ0203-A705/1H	CZ							
	309	CZ0203-A606/1H	CZ							
	310	CZ0203-A706/1H	CZ							
	311	CZ0203-A607/1H	CZ							
	312	CZ0203-A707/1H	CZ							
	313	CZ0203-A608/1H	CZ							
	314	CZ0203-A708/1H	CZ							
	315	CZ0203-A609/1H	CZ							
	316	CZ0203-A709/1H	CZ							
	317	CZ0203-A610/1H	CZ							
	318	CZ0203-A710/1H	CZ							
	319	CZ0203-A611/1H	CZ							
	320	CZ0203-A711/1H	CZ							
	321	CZ0203-A612/1H	CZ							
	322	CZ0203-A712/1H	CZ							

COPY - COPIA LAVORO

Name	#	Code	Manuf.	Marking	ATEX Certificate Number	Standards ATEX:	IECEx Certificate N.	Standards on IECEx CoC:	Gap analysis review	Operating Temp. range
	323	CZ0203-A613/1H	CZ							
	324	CZ0203-A713/1H	CZ							
	325	CZ0203-A614/1H	CZ							
	326	CZ0203-A714/1H	CZ							
Ex diode module 	327	CZ0203-B601/1L	CZ	II 2G Ex db eb IIC Gb	Presafe 16 ATEX9214U	EN 60079-0:2012+A11:2013 EN 60079-7:2015 EN 60079-1:2014	IECEx CQM 11.0033U_1	IEC 60079-0:2011 IEC 60079-1:2014 IEC 60079-7:2015	No applicable major technical differences between IEC 60079-0:2017 and IEC 60079-0:2011. No applicable major technical differences between IEC 60079-7:2015 and IEC 60079-7:2017 AoC updated to the new standard : EN IEC 60079-0:2018, EN IEC 60079-7:2015+A1:2018	-40°C to +90°C
	328	CZ0203-B602/1L	CZ							
	329	CZ0203-B603/1L	CZ							
	330	CZ0203-B604/1L	CZ							
	331	CZ0203-B605/1L	CZ							
	332	CZ0203-B606/1L	CZ							
	333	CZ0203-B601/1H	CZ	II 2G Ex db eb IIC Gb	Presafe 16 ATEX9214U	EN 60079-0:2012+A11:2013 EN 60079-7:2015 EN 60079-1:2014	IECEx CQM 11.0033U_1	IEC 60079-0:2011 IEC 60079-1:2014 IEC 60079-7:2015	No applicable major technical differences between IEC 60079-0:2017 and IEC 60079-0:2011. No applicable major technical differences between IEC 60079-7:2015 and IEC 60079-7:2017 AoC updated to the new standard : EN IEC 60079-0:2018, EN IEC 60079-7:2015+A1:2018	-55°C to +90°C
	334	CZ0203-B602/1H	CZ							
	335	CZ0203-B603/1H	CZ							
	336	CZ0203-B604/1H	CZ							
	337	CZ0203-B605/1H	CZ							
	338	CZ0203-B606/1H	CZ							
	339	CZ0203-C601/2L	CZ							-40°C to +90°C
	340	CZ0203-C601/3L	CZ							
	341	CZ0203-C601/2H	CZ							
	342	CZ0203-C601/3H	CZ							-55°C to +90°C
	343	CZ0203-D601/2L	CZ							
	344	CZ0203-D602/2L	CZ							
	345	CZ0203-D603/2L	CZ							
	346	CZ0203-D604/2L	CZ							
	347	CZ0203-D605/2L	CZ							
	348	CZ0203-D606/2L	CZ							
	349	CZ0203-D607/2L	CZ							
	350	CZ0203-D608/2L	CZ							
	351	CZ0203-D609/2L	CZ							

COPY - COPIA LAVORO

Name	#	Code	Manuf.	Marking	ATEX Certificate Number	Standards ATEX:	IECEx Certificate N.	Standards on IECEx CoC:	Gap analysis review	Operating Temp. range
	352	CZ0203-D610/2L	CZ	II 2G Ex db eb IIC Gb	Presafe 16 ATEX9214U	EN 60079-0:2012+A11:2013 EN 60079-7:2015 EN 60079-1:2014	IECEx CQM 11.0033U_1	IEC 60079-0:2011 IEC 60079-1:2014 IEC 60079-7:2015	No applicable major technical differences between IEC 60079-0:2017 and IEC 60079-0:2011. No applicable major technical differences between IEC 60079-7:2015 and IEC 60079-7:2017 AoC updated to the new standard : EN IEC 60079-0:2018, EN IEC 60079-7:2015+A1:2018	-40°C to +90°C
	353	CZ0203-D611/2L	CZ							
	354	CZ0203-D612/2L	CZ							
	355	CZ0203-D613/2L	CZ							
	356	CZ0203-D614/2L	CZ							
	357	CZ0203-D615/2L	CZ							
	358	CZ0203-D616/2L	CZ							
	359	CZ0203-D617/2L	CZ							
	360	CZ0203-D618/2L	CZ							
	361	CZ0203-D619/2L	CZ							
	362	CZ0203-D620/2L	CZ							
	363	CZ0203-D621/2L	CZ							
	364	CZ0203-D622/2L	CZ							
	365	CZ0203-D623/2L	CZ							
	366	CZ0203-D624/2L	CZ							
	367	CZ0203-D625/2L	CZ							
	368	CZ0203-D626/2L	CZ							
	369	CZ0203-D627/2L	CZ							
	370	CZ0203-D628/2L	CZ							
	371	CZ0203-D629/2L	CZ							
	372	CZ0203-D630/2L	CZ							
	373	CZ0203-D631/2L	CZ							
	374	CZ0203-D632/2L	CZ							
	375	CZ0203-D601/2H	CZ							
	376	CZ0203-D602/2H	CZ							
	377	CZ0203-D603/2H	CZ							
	378	CZ0203-D604/2H	CZ							
	379	CZ0203-D605/2H	CZ							
	380	CZ0203-D606/2H	CZ							
	381	CZ0203-D607/2H	CZ							

COPY - COPIA LAVORO

Name	#	Code	Manuf.	Marking	ATEX Certificate Number	Standards ATEX:	IECEx Certificate N.	Standards on IECEx CoC:	Gap analysis review	Operating Temp. range
	382	CZ0203-D608/2H	CZ	II 2G Ex db eb IIC Gb	Presafe 16 ATEX9214U	EN 60079-0:2012+A11:2013 EN 60079-7:2015 EN 60079-1:2014	IECEx CQM 11.0033U_1	IEC 60079-0:2011 IEC 60079-1:2014 IEC 60079-7:2015	No applicable major technical differences between IEC 60079-0:2017 and IEC 60079-0:2011. No applicable major technical differences between IEC 60079-7:2015 and IEC 60079-7:2017 AoC updated to the new standard : EN IEC 60079-0:2018, EN IEC 60079-7:2015+A1:2018	-55°C to +90°C
	383	CZ0203-D609/2H	CZ							
	384	CZ0203-D610/2H	CZ							
	385	CZ0203-D611/2H	CZ							
	386	CZ0203-D612/2H	CZ							
	387	CZ0203-D613/2H	CZ							
	388	CZ0203-D614/2H	CZ							
	389	CZ0203-D615/2H	CZ							
	390	CZ0203-D616/2H	CZ							
	391	CZ0203-D617/2H	CZ							
	392	CZ0203-D618/2H	CZ							
	393	CZ0203-D619/2H	CZ							
	394	CZ0203-D620/2H	CZ							
	395	CZ0203-D621/2H	CZ							
	396	CZ0203-D622/2H	CZ							
	397	CZ0203-D623/2H	CZ							
	398	CZ0203-D624/2H	CZ							
	399	CZ0203-D625/2H	CZ							
	400	CZ0203-D626/2H	CZ							
	401	CZ0203-D627/2H	CZ							
	402	CZ0203-D628/2H	CZ							
	403	CZ0203-D629/2H	CZ							
	404	CZ0203-D630/2H	CZ							
	405	CZ0203-D631/2H	CZ							
	406	CZ0203-D632/2H	CZ							
	407	CZ0203-E601/2L	CZ							-40°C to +60°C
	408	CZ0203-E601/2H	CZ							-55°C to +60°C
Ex fuse module	409	CZ0203-F601/2L	CZ							
	410	CZ0203-F602/2L	CZ							
	411	CZ0203-F603/2L	CZ							

COPY - COPIA LAVORO

Name	#	Code	Manuf.	Marking	ATEX Certificate Number	Standards ATEX:	IECEx Certificate N.	Standards on IECEx CoC:	Gap analysis review	Operating Temp. range
	412	CZ0203-F604/2L	CZ	II 2G Ex db eb IIC Gb	Presafe 16 ATEX9214U	EN 60079-0:2012+A11:2013 EN 60079-7:2015 EN 60079-1:2014	IECEx CQM 11.0033U_1	IEC 60079-0:2011 IEC 60079-1:2014 IEC 60079-7:2015	No applicable major technical differences between IEC 60079-0:2017 and IEC 60079-0:2011. No applicable major technical differences between IEC 60079-7:2015 and IEC 60079-7:2017 AoC updated to the new standard : EN IEC 60079-0:2018, EN IEC 60079-7:2015+A1:2018	-40°C to +90°C
	413	CZ0203-F605/2L	CZ							
	414	CZ0203-F606/2L	CZ							
	415	CZ0203-F607/2L	CZ							
	416	CZ0203-F608/2L	CZ							
	417	CZ0203-F609/2L	CZ							
	418	CZ0203-F610/2L	CZ							
	419	CZ0203-F611/2L	CZ							
	420	CZ0203-F612/2L	CZ							
	421	CZ0203-F613/2L	CZ							
	422	CZ0203-F614/2L	CZ							
	423	CZ0203-F615/2L	CZ							
	424	CZ0203-F616/2L	CZ							
	425	CZ0203-F601/2H	CZ	II 2G Ex db eb IIC Gb	Presafe 16 ATEX9214U	EN 60079-0:2012+A11:2013 EN 60079-7:2015 EN 60079-1:2014	IECEx CQM 11.0033U_1	IEC 60079-0:2011 IEC 60079-1:2014 IEC 60079-7:2015	No applicable major technical differences between IEC 60079-0:2017 and IEC 60079-0:2011. No applicable major technical differences between IEC 60079-7:2015 and IEC 60079-7:2017 AoC updated to the new standard : EN IEC 60079-0:2018, EN IEC 60079-7:2015+A1:2018	-55°C to +90°C
	426	CZ0203-F602/2H	CZ							
	427	CZ0203-F603/2H	CZ							
	428	CZ0203-F604/2H	CZ							
	429	CZ0203-F605/2H	CZ							
	430	CZ0203-F606/2H	CZ							
	431	CZ0203-F607/2H	CZ							
	432	CZ0203-F608/2H	CZ							
	433	CZ0203-F609/2H	CZ							
	434	CZ0203-F610/2H	CZ							
	435	CZ0203-F611/2H	CZ							
	436	CZ0203-F612/2H	CZ							
	437	CZ0203-F613/2H	CZ							
	438	CZ0203-F614/2H	CZ							
	439	CZ0203-F615/2H	CZ							
Ex resistance module	441	CZ0203-G601/2L	CZ							-40°C to +90°C

COPY - COPIA LAVORO

Name	#	Code	Manuf.	Marking	ATEX Certificate Number	Standards ATEX:	IECEx Certificate N.	Standards on IECEx CoC:	Gap analysis review	Operating Temp. range
	442	CZ0203-G601/2H	CZ							-55°C to +90°C (optional)
CZ0205 Series module	443	CZ0205-A1	CZ	II 2G Ex e IIC Gb	CML 19ATEX 3395U_0	EN 60079-0:2018 EN 60079-7:2015+A1:2018 EN 60079-18:2015+A1:2017	IECEx CQM14.0034U	IEC 60079-0:2011 IEC 60079-18:2009 IEC 60079-7:2006-07	Components certified to current edition of standards.	-40°C to +95°C
	444	CZ0205-A4	CZ							
	445	CZ0205-A5	CZ							
	446	CZ0205-A10	CZ							
	447	CZ0205-A15	CZ							
	448	CZ0205-A01/□-2	CZ							
	449	CZ0205-A2.5/□-2	CZ							
	450	CZ0205-A5/□-2	CZ							
	451	CZ0205-A5/1-2	CZ							
	452	CZ0205-A15/1-2	CZ							
	453	CZ0205-A25/1-2	CZ							
	454	CZ0205-A40/1-2	CZ							
	455	CZ0205-A50/1-2	CZ							
	456	CZ0205-A60/1-2	CZ							
	457	CZ0205-A75/1-2	CZ							
	458	CZ0205-A100/1-2	CZ							
	459	CZ0205-A150/□-2	CZ							
	460	CZ0205-A200/□-2	CZ							
	461	CZ0205-A250/□-2	CZ							
	462	CZ0205-A300/□-2	CZ							
	463	CZ0205-A400/□-2	CZ							
	464	CZ0205-A500/□-2	CZ							
	465	CZ0205-A600/□-2	CZ							
	466	CZ0205-A01/□-5	CZ							
	467	CZ0205-A2.5/□-5	CZ							

COPY - COPIA LAVORO

Name	#	Code	Manuf.	Marking	ATEX Certificate Number	Standards ATEX:	IECEx Certificate N.	Standards on IECEx CoC:	Gap analysis review	Operating Temp. range
	468	CZ0205-A5/□-5	CZ							
	469	CZ0205-A15/□-5	CZ							
	470	CZ0205-A25/□-5	CZ							
	471	CZ0205-A40/□-5	CZ							
	472	CZ0205-A50/□-5	CZ							
	473	CZ0205-A60/□-5	CZ							
	474	CZ0205-A75/□-5	CZ							
	475	CZ0205-A100/□-5	CZ							
	476	CZ0205-A150/□-5	CZ							
	477	CZ0205-A200/□-5	CZ							
	478	CZ0205-A250/□-5	CZ							
	479	CZ0205-A300/□-5	CZ							
	480	CZ0205-A400/□-5	CZ							
	481	CZ0205-A500/□-5	CZ							
	482	CZ0205-A600/□-5	CZ							
	483	CZ0205-mA11	CZ	II 2G Ex e mb IIC Gb	CML 19ATEX 3395U	EN 60079-0:2018 EN 60079-7:2015+A1:2018 EN 60079-18:2015+A1:2017	IECEx CQM14.0034U	IEC 60079-0:2011 IEC 60079-18:2009 IEC 60079-7:2006	Components certified to current edition of standards.	-40°C to +95°C
	484	CZ0205-mA12	CZ							
	485	CZ0205-V25	CZ							
	486	CZ0205-V40	CZ							
	487	CZ0205-V150	CZ							
	488	CZ0205-V250	CZ							
	489	CZ0205-V500	CZ							
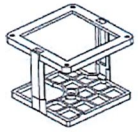	490	6WA	CZ							
	491	7WA	CZ							
 CZ0212 Series operation head	492	CZ4000-M1 or EXM	CZ	II 2GD Ex eb IIC Gb Ex tb IIIC Db	CML 19 ATEX 3180U	EN 60079-0:2018 EN 60079-7:2015+A1:2018 EN 60079-31:2014	IECEx CQM 15.0035U_1	IEC60079-0:2011 IEC60079-31:2013 IEC60079-7:2015	Components certified to current edition of standards.	-55°C to +65°C
	493	CZ4000-M2	CZ							
	494	CZ4000-PR	CZ							

COPY - COPIA LAVORO

Name	#	Code	Manuf.	Marking	ATEX Certificate Number	Standards ATEX:	IECEx Certificate N.	Standards on IECEx CoC:	Gap analysis review	Operating Temp. range
P□ 	495	CZ4000-PG	CZ							
	496	CZ4000-PY	CZ							
	497	CZ4000-PB	CZ							
	498	CZ4000-PW	CZ							
CZ0212 Series illuminated pushbutton module	499	CZ0212-6300H	CZ	II 1G Ex ia IIC Ga	Presafe 16 ATEX 9083U	EN 60079-0:2012+A11:2013 EN 60079-1:2014 EN 60079-11:2012 EN 60079-26:2015 EN 60079-7:2015	IECEx CQM 11.0034U	IEC 60079-0:2011 IEC 60079-1:2014 IEC 60079-11:2011 IEC 60079-26:2014 IEC 60079-7:2015	No applicable major technical differences between 60079-0:2017 and 60079-0:2011. AoC updated to the new standard : EN IEC 60079-0:2018, EN IEC 60079-7:2015+A1:2018	-55°C to +90°C
	500	CZ0212-7300H	CZ							
	501	CZ0212-6301L	CZ	II 2G Ex db eb IIC Gb						-40°C to +90°C
	502	CZ0212-7301L	CZ							
	503	CZ0212-6303L	CZ							
	504	CZ0212-7303L	CZ							
	505	CZ0212-6304L	CZ							
	506	CZ0212-7304L	CZ							
	507	CZ0212-6400H	CZ	II 1G Ex ia IIC Ga						-55°C to +90°C
	508	CZ0212-7400H	CZ							
	509	CZ0212-6401L	CZ	II 2G Ex db eb IIC Gb						-40°C to +90°C
	510	CZ0212-7401L	CZ							
	511	CZ0212-6403L	CZ							
	512	CZ0212-7403L	CZ							
	513	CZ0212-6404L	CZ							
	514	CZ0212-7404L	CZ							
	515	CZ0212-6301H	CZ	II 2G Ex db eb IIC Gb						-55°C to +90°C
	516	CZ0212-7301H	CZ							
	517	CZ0212-6303H	CZ							
	518	CZ0212-7303H	CZ							
	519	CZ0212-6304H	CZ							
	520	CZ0212-7304H	CZ							
	521	CZ0212-6401H	CZ							
	522	CZ0212-7401H	CZ							
	523	CZ0212-6403H	CZ							
	524	CZ0212-7403H	CZ							

COPY - COPIA LAVORO

Name	#	Code	Manuf.	Marking	ATEX Certificate Number	Standards ATEX:	IECEx Certificate N.	Standards on IECEx CoC:	Gap analysis review	Operating Temp. range
	525	CZ0212-6404H	CZ							
	526	CZ0212-7404H	CZ							
	527	CZ8000-8002/1	CZ	II 2GD Ex eb IIC Gb Ex tb IIIC Db	CML17 ATEX 3102U_1	EN 60079-0:2018 EN 60079-31:2014 EN 60079-7:2015+A1:2018	IECEx CML 17.0042 U_1	IEC60079-0:2017 IEC60079-31:2013 IEC60079-7:2017	Components certified to current edition of standards.	-55°C to +80°C
	528	CZ8000-8002/2	CZ							
	529	PILOT LIGHT & RESISTOR type ZBWV/L/R... or XLW... or XAW5...	EX-TECH SOLUTIONS	II 2GD Ex eb mb IIC Gb Ex tb IIIC Db	INERIS 04 ATEX 9003U_3	EN 60079-0:2012+A11:2013 EN 60079-7:2015 EN 60079-18:2009 EN 60079-31:2014	IECEx INE 16.0039U_1	IEC 60079-0:2011 IEC 60079-7:2015 IEC 60079-18:2014 IEC 60079-31:2013	No applicable major technical differences between IEC 60079-0:2017 and IEC 60079-0:2011. No applicable major technical differences between IEC 60079-7:2015 and IEC 60079-7:2017. No applicable major technical differences between IEC 60079-18:2014 and IEC 60079-18:2017 AoC updated to the new standard : EN IEC 60079-0:2018, EN IEC 60079-7:2015+A1:2018	-40°C to 95°C or -20°C to +75°C or -50°C to 75°C
	530	CONTACT & CONTROL UNITS TYPES ZBW.....	EX-TECH SOLUTIONS	II 2GD Ex db eb IIC Gb Ex eb IIC Gb Ex tb IIIC Db	INERIS 02 ATEX 9007U_6	EN 60079-0:2009 EN 60079-7:2007 EN 60079-1:2007 EN 60079-31:2009	IECEx INE 13.0063U_3	IEC 60079-0:2011 IEC 60079-7:2015 IEC 60079-1:2014 IEC 60079-31:2013	No applicable major technical differences between IEC 60079-0:2017 and IEC 60079-0:2011. No applicable major technical differences between IEC 60079-7:2015 and IEC 60079-7:2017 AoC updated to the new standard : EN IEC 60079-0:2018, EN IEC 60079-7:2015+A1:2018	-50°C to 75°C or -20°C to +65°C or -20°C to 75°C
	531	CONTROL & SIGNALLING UNITS TYPE XB4B...EX, XB4B...GEX and ZB....GEX	-40°C to 95°C or -20°C to +75°C or -50°C to 75°C	II 2GD Ex eb mb IIC Gb Ex tb IIIC Db	INERIS 04 ATEX 9004U_3	EN 60079-0:2012+A11:2013 EN 60079-7:2015 EN 60079-18:2009 EN 60079-31:2014 EN 60079-1:2014	IECEx INE 16.0039U_1	IEC 60079-0:2011 IEC 60079-1:2014 IEC 60079-7:2015 IEC 60079-18:2014 IEC 60079-31:2013	No applicable major technical differences between 60079-0:2017 and 60079-0:2011. Components certified to current edition of standards.	-40°C to 95°C or -20°C to +75°C or -50°C to 75°C

COPY - COPIA LAVORO